

Condur® Anchor

HIGH STRENGTH, HIGH MODULUS, MOISTURE INSENSITIVE ANCHORING ADHESIVE

DESCRIPTION

A 2 part 100% solids moisture insensitive heavy duty epoxy adhesive prepackaged in 2 component cartridges for ease of application. **Condur Anchor** conforms to ASTM C881 standard specifications for Type I, II, IV, & V, Grade 3, Class B & C.

USES & ADVANTAGES

Uses include :-

- Setting starter bars, dowels, holding down bolts and anchoring in general where a permanent high strength application is required.
- Suitable for anchoring close to concrete edges, where vibration or anchor abrasion may be a problem.
- Suitable for use in damp environments with a variety of anchor rods including threaded rod and rods of different composition including galvanized, stainless steel, brass and zinc plated.
- Curtain wall & stone dry hanging brackets reinforcement.
- Building structure reinforcement & framework anchoring.
- Fixing of various equipment.
- Fixing of bolts & rebars for highway, bridges, water conservancy projects rebuilding.
- Fixing of advertisement boards, noise barriers & barricades.

Advantages include the following:-


- Easy gunnability.
- Shrinkage free hardening.
- High strength & modulus.
- Can be used on moist concrete, moisture tolerant, long term load stability in a damp environment.
- Non-sag ideal for vertical application & overhead.
- Provides corrosion protection to bolts or reinforced bars.
- Solvent free.
- No styrene content.
- Low odor.
- Tough and durable.
- Ageing, heat resistance.
- Can be used in solid concrete, cavity walls or light weight concrete, and natural stone when used in conjunction with sleeves, anchor rods, starter bars, etc.
- Chemically bonded to concrete.
- No expansion force in base concrete suitable to use in narrow spacing and edge distance application.
- Easy, fast & economical to use.
- Unaffected by wide range of acids, alkalis and industrial chemicals.
- 2 Pack colour coding gives visual check on correct mixing.
- No site mixing inconsistencies.
- Seismic resistance, no expansion.

PROPERTIES

| | | |
|------------------------------|---|---------------------------|
| Colour : | Part A Part B Mixed Adhesive | off white pink pink |
| Form : | Gunable | |
| Mixed Density : | 1.50 ± 0.1 kg/ltr | |
| Compressive Strength: | 1 day | ≥ 70 MPa |
| | 7 days | ≥ 90 MPa |

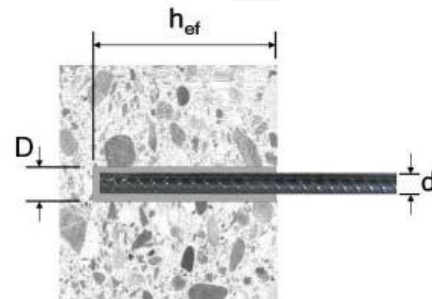
| | |
|--|-------------------------------|
| Mix Ratio: | A : B = 3 : 1 |
| Flexural Strength: ASTM C580 | ≥ 50 MPa |
| Working Time: ASTM C881 | approx. 15-30 mins |
| Tensile Strength: ASTM D638 | 7 Days ≥ 35 N/mm ² |
| Water Absorption: ASTM D570 | < 0.15% |
| Application Temperature: | +5 to 40 C° |
| Service Temperature: | +5 to 80 C° |

Data quoted is typical @25°C for this product and does not constitute a specification. To obtain performance characteristics stated in this data sheet the mixing ratio must be maintained.



- 1) Drill hole to diameter and length specified
- 2) Blow dust out from the hole commencing from the bottom by using an air blower connected to a pipe.
- 3) Clean the hole out with a nylon brush.
- 4) Blow dust out from the hole once again commencing from the bottom by using an air blower connected to a pipe.

LOADING CAPACITY WITH REBAR FIXING



- Anchor characteristic tensile load is the minimum of characteristic tensile values between concrete [N_{cb}], bond [N_a], and steel [N_s].
- Concrete: C20/25, Compressive Strength [f_c] = 20 N/mm² Cylinder
- Steel Grade: SD40, Yield Strength [f_y] = 400 N/mm²

Condur[®] Anchor

HIGH STRENGTH, HIGH MODULUS, MOISTURE INSENSITIVE ANCHORING ADHESIVE

Characteristic Load Table

| Rebar Size [d], mm | Drill Bit [D], mm | Characteristic Steel Resistance (kN) | Characteristic Resistance in Tension Loading, kN | | | | | | | | | | | | | | Depth to Exceed Steel Limits, mm | | |
|--|-------------------|--------------------------------------|--|------|------|------|-------|-------|-------|-------|-------|-------|-------|-------|-------|-------|----------------------------------|-------|-----|
| | | | $N_k = \text{Min} \{N_s, N_{cb}, N_a\}$ | | | | | | | | | | | | | | | | |
| 10 | 13 | 30.8 | 25.1 | 30.8 | 30.8 | 30.8 | 30.8 | 30.8 | 30.8 | 30.8 | 30.8 | 30.8 | 30.8 | 30.8 | 30.8 | 30.8 | 30.8 | 30.8 | 98 |
| 12 | 16 | 44.4 | | 37.7 | 44.4 | 44.4 | 44.4 | 44.4 | 44.4 | 44.4 | 44.4 | 44.4 | 44.4 | 44.4 | 44.4 | 44.4 | 44.4 | 44.4 | 118 |
| 16 | 20 | 78.9 | | | 60.3 | 70.4 | 78.9 | 78.9 | 78.9 | 78.9 | 78.9 | 78.9 | 78.9 | 78.9 | 78.9 | 78.9 | 78.9 | 78.9 | 157 |
| 20 | 25 | 123.3 | | | | | 100.5 | 113.1 | 123.3 | 123.3 | 123.3 | 123.3 | 123.3 | 123.3 | 123.3 | 123.3 | 123.3 | 123.3 | 196 |
| 25 | 30 | 192.6 | | | | | | | 157.1 | 176.7 | 192.6 | 192.6 | 192.6 | 192.6 | 192.6 | 192.6 | 192.6 | 192.6 | 245 |
| 28 | 35 | 241.6 | | | | | | | | 197.9 | 219.9 | 241.6 | 241.6 | 241.6 | 241.6 | 241.6 | 241.6 | 241.6 | 275 |
| 32 | 40 | 315.6 | | | | | | | | | 251.3 | 281.5 | 301.6 | 315.6 | 315.6 | 315.6 | 315.6 | 315.6 | 314 |
| Embedment depth [h _{ef}], mm | | | 80 | 100 | 120 | 140 | 160 | 180 | 200 | 225 | 250 | 280 | 300 | 320 | 350 | 400 | 450 | | |

Recommended Load Table

| Rebar Size [d], mm | Drill Bit [D], mm | Recommended Steel Resistance (kN) | Recommended Tensile Load, kN | | | | | | | | | | | | | | Depth to Exceed Steel Limits, mm | | |
|--|-------------------|-----------------------------------|--|------|------|------|------|------|------|------|------|-------|-------|-------|-------|-------|----------------------------------|-------|-----|
| | | | $N_{rec} = \text{Min} \{ \phi_s N_s, \phi_{cb} N_{cb}, \phi_a N_a \} * (1/\gamma)$ | | | | | | | | | | | | | | | | |
| 10 | 13 | 15.6 | 9.3 | 11.7 | 14.0 | 15.6 | 15.6 | 15.6 | 15.6 | 15.6 | 15.6 | 15.6 | 15.6 | 15.6 | 15.6 | 15.6 | 15.6 | 15.6 | 134 |
| 12 | 16 | 22.5 | | 14.0 | 16.8 | 19.6 | 22.4 | 22.5 | 22.5 | 22.5 | 22.5 | 22.5 | 22.5 | 22.5 | 22.5 | 22.5 | 22.5 | 22.5 | 161 |
| 16 | 20 | 40.0 | | | 22.4 | 26.2 | 29.9 | 33.6 | 37.4 | 40.0 | 40.0 | 40.0 | 40.0 | 40.0 | 40.0 | 40.0 | 40.0 | 40.0 | 214 |
| 20 | 25 | 62.5 | | | | | 37.4 | 42.0 | 46.7 | 52.5 | 58.4 | 62.5 | 62.5 | 62.5 | 62.5 | 62.5 | 62.5 | 62.5 | 268 |
| 25 | 30 | 97.6 | | | | | | | 58.4 | 65.7 | 73.0 | 81.7 | 87.6 | 93.4 | 97.6 | 97.6 | 97.6 | 97.6 | 334 |
| 28 | 35 | 122.4 | | | | | | | | 73.6 | 81.7 | 91.5 | 98.1 | 104.6 | 114.4 | 122.4 | 122.4 | 122.4 | 375 |
| 32 | 40 | 159.9 | | | | | | | | | 93.4 | 104.6 | 112.1 | 119.6 | 130.8 | 149.4 | 159.9 | 159.9 | 428 |
| Embedment depth [h _{ef}], mm | | | 80 | 100 | 120 | 140 | 160 | 180 | 200 | 225 | 250 | 280 | 300 | 320 | 350 | 400 | 450 | | |

Partial Safety Factor

Steel [γ_s] = 1.15 Bond Pullout [γ_p] = 1.8 Concrete Breakout [γ_{cb}] = 1.5 Safety factor for action load [γ] = 1.4

- 1) All load values are based on performance of individual anchor without influence of spacing and, edge distance.
- 2) Please consult Cormix Technical Service Department for different calculation from above.

CONSUMPTION RATES

| Rebar Size [d], mm | Drill Bit [D], mm | Approximated Consumption per hole (ml) | | | | | | | | | | | | | | | |
|-----------------------------------|-------------------|--|-----|-----|-----|-----|-----|-----|-----|-----|-----|-----|-----|-----|-----|-----|--|
| | | 6 | 8 | 9 | 11 | 12 | 14 | 15 | 17 | 19 | 21 | 23 | 24 | 27 | 30 | 34 | |
| 10 | 13 | | | | | | | | | | | | | | | | |
| 12 | 16 | | 12 | 15 | 17 | 20 | 22 | 25 | 28 | 31 | 34 | 37 | 39 | 43 | 49 | 55 | |
| 16 | 20 | | | 19 | 22 | 25 | 29 | 32 | 36 | 40 | 44 | 48 | 51 | 55 | 63 | 71 | |
| 20 | 25 | | | | | 40 | 45 | 50 | 56 | 62 | 69 | 74 | 79 | 87 | 99 | 111 | |
| 25 | 30 | | | | | | | 61 | 68 | 76 | 85 | 91 | 97 | 106 | 121 | 136 | |
| 28 | 35 | | | | | | | | 109 | 121 | 136 | 146 | 155 | 170 | 194 | 218 | |
| 32 | 40 | | | | | | | | | 158 | 177 | 190 | 203 | 222 | 253 | 285 | |
| Hole depth [h _{ef}], mm | | 80 | 100 | 120 | 140 | 160 | 180 | 200 | 225 | 250 | 280 | 300 | 320 | 350 | 400 | 450 | |

Condur[®] Anchor

HIGH STRENGTH, HIGH MODULUS, MOISTURE INSENSITIVE ANCHORING ADHESIVE

LOADING CAPACITY FOR THREADED STUD FIXING

- Concrete: C20/25, Compressive Strength [f_c] = 20 N/mm² – Cylinder
- Steel Grade: 5.8, Yield Strength [f_y] = 400 N/mm²

Characteristic resistance

| Anchor size | M8 | M10 | M12 | M16 | M20 | M24 | M27 | M30 |
|-----------------------|------|------|------|------|-------|-------|-------|-------|
| Tensile [N_k], kN | 17.1 | 27.2 | 39.6 | 62.8 | 106.8 | 158.3 | 203.6 | 263.9 |
| Shear [V_k], kN | 9.9 | 15.8 | 23.0 | 43.4 | 67.9 | 97.7 | 128.8 | 156.5 |

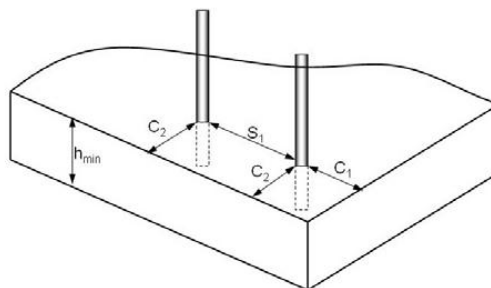
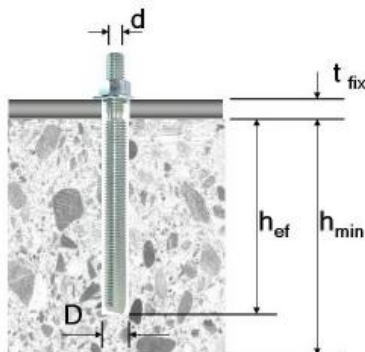
Design Resistance

| Anchor size | M8 | M10 | M12 | M16 | M20 | M24 | M27 | M30 |
|-----------------------|------|------|------|------|------|------|-------|-------|
| Tensile [N_d], kN | 11.1 | 15.6 | 22.8 | 34.6 | 58.7 | 87.1 | 112.0 | 145.1 |
| Shear [V_d], kN | 6.4 | 10.3 | 14.9 | 28.2 | 44.1 | 63.5 | 83.7 | 101.7 |

Recommended Load

| Anchor size | M8 | M10 | M12 | M16 | M20 | M24 | M27 | M30 |
|-----------------------|-----|------|------|------|------|------|------|------|
| Tensile [N_d], kN | 7.5 | 10.5 | 15.4 | 23.3 | 39.7 | 58.8 | 75.7 | 98.1 |
| Shear [V_d], kN | 4.3 | 6.9 | 10.1 | 19.1 | 29.8 | 42.9 | 56.6 | 68.7 |

SETTING DETAILS WITH THREADED STUD



Fixing Details

| Anchor size | M8 | M10 | M12 | M16 | M20 | M24 | M27 | M30 |
|--|-----|-----|-----|-----|-----|-----|-----|-----|
| Hole Diameter [D], mm | 10 | 12 | 14 | 18 | 24 | 28 | 30 | 35 |
| Embedment Depth [h_{ef}], mm | 80 | 90 | 110 | 125 | 170 | 210 | 240 | 280 |
| Minimum Concrete Thickness [h_{min}], mm | 110 | 120 | 150 | 180 | 230 | 280 | 320 | 370 |
| Maximum Fixture Thickness [t_{fix}], mm | 15 | 20 | 30 | 40 | 50 | 55 | 60 | 70 |
| Minimum Edge Distance [C_{min}], mm | 40 | 45 | 55 | 63 | 85 | 105 | 120 | 140 |
| Minimum Spacing [S_{min}], mm | 40 | 45 | 55 | 63 | 85 | 105 | 120 | 140 |
| Tightening Torque [T_{inst}], Nm | 15 | 30 | 50 | 100 | 160 | 240 | 270 | 300 |
| Approx. Volume per Hole, ml | 3 | 4 | 6 | 9 | 33 | 48 | 61 | 100 |
| No. of Fixing per Cartridge | 167 | 122 | 84 | 57 | 16 | 11 | 9 | 5 |

- Embedment depths are only suggested based on standard anchor studs, deeper embedment depth can be adopted to suit the application and the length of anchor used.

Condur® Anchor

HIGH STRENGTH, HIGH MODULUS, MOISTURE INSENSITIVE ANCHORING ADHESIVE

MIXING

Attach mixing nozzle with included mixing thread inside, dispense small amount of **Condur Anchor** mixed material aside until uniform pink colour is observed.

IMPORTANT NOTE

Attach static mixer nozzle to cartridge. Dispense a small amount to one side until the extruded material is a uniform pink colour. Then proceed with installation.

ANCHORING & FIXING

- 1) Insert the static mixing nozzle to the bottom of the hole.
Fill the hole with material to approximately half the depth whilst withdrawing the static mixing nozzle slowly.
- 2) Insert the threaded rod or dowel all the way to the bottom of the hole. Twist the bolt to ensure it engages with the material. The bolt should not be tightened until the minimum bolt up cure time has been achieved.

CURING

Full curing time of the material is based on the ambient temperature or the surrounding temperature. As a guideline full cure at 30°C is 24 hrs.

CLEANING

Clean tools & equipment immediately with Cormix cleaner. Hardened material can only be removed mechanically.

HEALTH & SAFETY

Prolonged and repeated skin contact with epoxy resins and curing agents may cause dermatitis in persons sensitive to these products. Gloves, barrier creams, protective clothing and eye protection should be worn when handling these products. If poisoning occurs, contact a doctor or Poisons.

Information Centre. If swallowed, do NOT induce vomiting-give a glass of water. If in eyes, hold eyes open, flood with water for at least 15 minutes. If skin contact occurs remove contaminated clothing and wash skin thoroughly.

ANCHORING ACCESSORIES



Condur Anchor
Caulking Gun

Condur Anchor in 390 ml Hard
Shell Cartridge and static mixer

- Material Retaining Plugs are excellent for use in overhead and horizontal anchoring and dowelling. The retaining plugs keep the material and anchor in place while the material cures.
- Nylon brushes are ideal for cleaning drilled holes in concrete or masonry. Wire brushes should not be used as they may smooth and polish the holes interior and create additional dust.

PACKAGING

Condur Anchor is available in 390 ml. dual component cartridges.

STORAGE & SHELF LIFE

Condur Anchor has a shelf life of 12 months when stored in a dry place between 25 - 35°C in unopened containers.

TECHNICAL SERVICE

The Cormix International Technical Service Department is available to assist you in the correct use of our products and its resources are at your disposal entirely without obligation.

QUALITY ASSURANCE

ISO 9001 : 2008 verified by TUV Nord

CONTACT DETAILS

Cormix International Limited

89 Romklao Rd., Sansab, Minburi, Bangkok 10510

Tel. (66 2) 917 3955-8, 543 8890

Fax. (66 2) 917 3959, 543 8891

<http://www.cormix.com>

E-mail : info@cormix.com

NOTE : Every reasonable precaution is taken in the manufacture of all CORMIX-products to ensure that they comply with CORMIX's high standard of quality. The recommendations and properties of the product are based upon what is believed to be the most reliable information available, and are not intended as recommendations which infringe on other patents. Although all CORMIX-products are subject to rigid quality tests, no specific guarantee can be given, because results depend, not only on quality, but also on other factors beyond our control. We welcome therefore consultation in the event of doubt concerning application, or performance, and point out those oral recommendations, which vary from the instructions contained herein, are not binding without written confirmation by CORMIX. All transactions shall be subject to our terms and conditions of sale-delivery-and-service. This data sheet supersedes the previous one and a reprint may be issued without notice to supersede this edition, as and when deemed necessary. The information given in this leaflet is to the best of our knowledge true and reliable. Field service where provided does not constitute supervisory responsibility. Our guarantee is therefore limited to the quality of materials delivered.