

Contite® Waterstop CJ

A HYDROPHILIC STRIP FOR SEALING PRECAST CONCRETE AND PREFORMED CONSTRUCTION JOINTS

DESCRIPTION

Contite Waterstop CJ is a hydrophilic rubber sealing waterstop strip used to seal site formed construction and precast joints. It is not for use in expansion joints.

USES & ADVANTAGES

Contite Waterstop CJ is used to seal construction joints via its controlled expansion as it absorbs water it seals joints & gaps conforming to the variations as a result of its flexibility.

Typical areas of use include :-

Tunnels, station boxes, underground water retaining structures, basement & other construction joints, etc.

Advantages :-

- Light weight & easy to install.
- Avoids trapping air unlike conventional waterstops.
- Can be treated with delay coating to avoid premature expansion.
- Excellent resistance to pH range 3-13.
- Outstanding durability over many years.
- Various swell rates available.
- Expands in controlled fashion.

PROPERTIES

Colour:	Black/Beige	
Specific Gravity:	1.21	ASTM D297
Tensile Strength:	> 4 N/mm ²	ASTM D412
Shore A Hardness:	50 ± 5	ASTM D2240
Elongation at break:	>600%	ASTM D412
Tear Strength:	>10N/mm ²	ISO 34 Method C
Swelling Properties:	300 - 500 %	ASTM D471 (fresh water)
Weather Resistance:	Excellent	ASTM D 4325-13
Ozone/UV Resistance:	Excellent	ASTM D 1148
Chemical Resistance:	ASTM D543	
Dilute Sulphuric Acid:	Good	
Dilute NaOH Soln:	Good	
Sea Water:	Good	
Distilled Water:	Good	
Soap Solution:	Good	
Ethylene glycol:	Good	
Sodium Chloride Solution:	Good	
Chlorine Water:	Good	
Glycerine:	Good	
Waste Water:	Excellent	
Hydrostatic Pressure Resistance:	Upto 100 Psi (6.89 Bar)	

*Note

- Expansion is related to the quality of water, pH, temperatures, age of material and storage conditions.
- Expansion rate at 23°C in potable water at 28 days. Specification shown may be changed without notice to improve the product.
- Different swell rates available.

INSTALLATION OF CONTITE WATERSTOP

The surface should be smooth, clean and dry with all dirt, aggregate, rust, debris or standing water removed. The surface can be smoothed via the use of epoxy adhesive when installing the profile. A groove may be formed to receive the profile in the first concrete pour or alternatively it may be placed in the centre of the concrete directly to the surface without a groove as long as it is smooth. As a precaution to avoid the profile being moved when the next pour of concrete is made it may be nailed at 30 cm. intervals.

Contite Waterstop CJ is joined by butt ending.

BONDING

Ensure the surface is clean as above. For smooth & dry concrete surfaces glue with Contite Waterstop Adhesive apply an even film of adhesive to the concrete surface & the Contite Waterstop CJ strip allow to become tacky & press the strip to the concrete's surface firmly. On rough & damp surfaces use a 2 component moisture tolerant epoxy adhesive e.g. Condur EA1. Apply the Condur EA1 to level the surface fix the Contite Waterstop CJ strip with nails to the epoxy whilst it cures.




Note :- Before applying the Contite Waterstop CJ do not expose it to any water or rain. If rain is anticipated or the profile may be exposed to water before placing of concrete, protect with Contite Waterstop Delay Coating.

PRECAUTIONS

Concrete coverage to the profile should be at least 10 cm. either side. In certain circumstances it is possible to reduce cover to 5 cm, consult with Cormix. Use the product only in site formed concrete joints in underground structures where constant damp or wet conditions are anticipated. Ensure adhesives used to install the profile are suitable for underground enclosed conditions. After installation ensure the profile is protected from rain or ground water. In salt water or contaminated water consult Cormix.

PACKAGING & SIZES

Approximate size :-

Item	W (Width)	H (Height)	h	Pack size
	20 mm	10 mm	-	10 LM/roll (8 rolls/carton)
	20 mm	5 mm	-	20 LM/roll (8 rolls/carton)
	20 mm	4 mm	2 mm	40 LM/roll (5 rolls/carton)

Various sizes and shapes are available.

Contite® Waterstop CJ

A HYDROPHILIC STRIP FOR SEALING PRECAST CONCRETE AND PREFORMED CONSTRUCTION JOINTS

STORAGE & SHELF LIFE

Store in cool, dry, well ventilated conditions. Keep away from heat & sunlight. When stored correctly the shelf life is at least 12 months.

HEALTH & SAFETY

There are no known hazards associated with **Contite Waterstop CJ** during normal use. Refer to product material safety data sheet.

TECHNICAL SERVICE

The Cormix International Limited Technical Service Department is available to assist you in the correct use of our products and its resources are at your disposal entirely without obligation.

QUALITY ASSURANCE

ISO 9001 : 2008 verified by TUV Nord.

DISCLAIMER

Performance data is achieved testing in accordance with International Standards. Testing by others may result in different results from those published as a result of external factors such as poor sampling, incorrect mixing, varying temperatures, curing, crushing procedures etc.

Cormix does not take responsibility nor need to defend others testing that does not achieve the published data.

The user must test the products suitability for the intended application and purpose. Cormix reserves the right to change the properties of the product.

Site conditions and differences in materials are such that no warranty or fitness for a particular purpose, nor liability can be inferred from the published data sheet, written recommendations or from other advice offered.

CONTACT DETAILS

Cormix International Limited

89 Romklao Rd., Sansab, Minburi, Bangkok 10510

Tel. (66 2) 917 3955-8

Fax. (66 2) 917 3959, 543 8891

<http://www.cormix.com>

E-mail : info@cormix.com